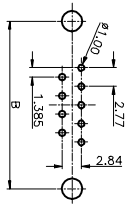


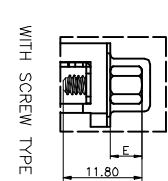
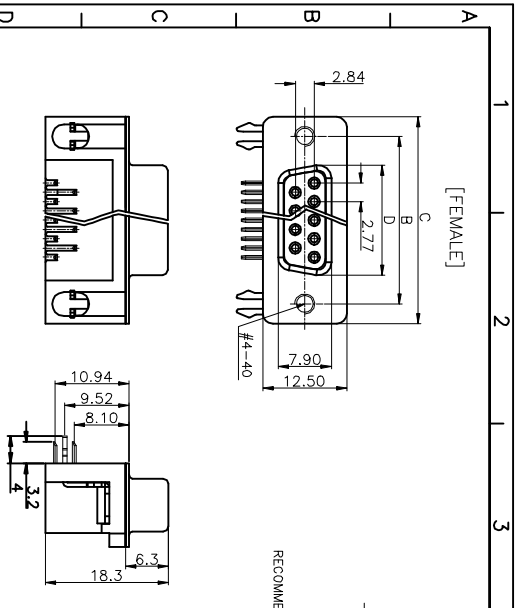
REV	DESCRIPTION	DRAWN	CHECKED	APPROVED
A	NEW RELEASE	ZQJ 11/18/2014		CJJ 11/18/2014
E	ADD SCREW TYPE	CJJ 11/18/2014		CJJ 11/18/2014
F	ADD SCREW TYPE	CJJ 11/18/2014		

RECOMMEND PCB LAYOUT(TOLERANCE=±0.05)
(VIEW FROM TOP SIDE)

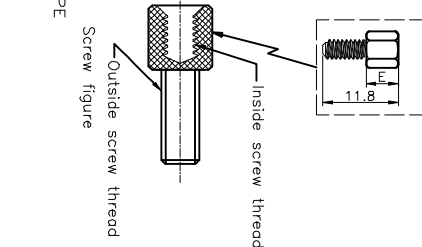
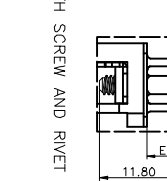
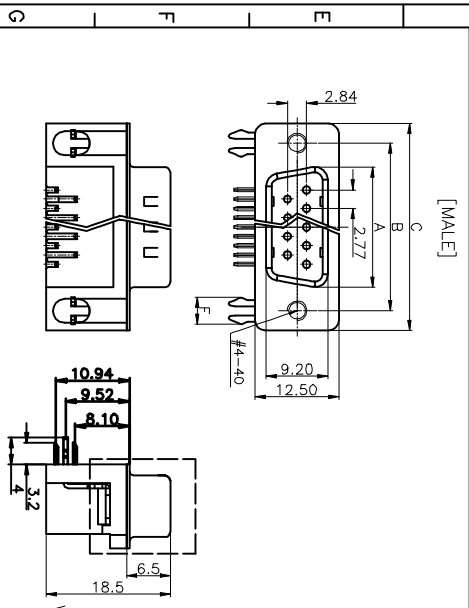


- NOTES:
- SPECIFICATIONS:
 - VOLTAGE RATING: 250V AC.
 - CONTACT CURRENT RATING: 1.5A MAX. PER PIN.
 - CONTACT RESISTANCE: 20mΩ MAX.
 - DIELECTRIC WITHSTANDING VOLTAGE: 500V AC(rms) FOR 1 MINUTE.
 - INSULATION RESISTANCE: 1000MΩ MIN.
 - TEMPERATURE RANGE: -40°C~+105°C.
 - PRODUCT NUMBER CODE:

LL1046-3 - XXXXXX-XXX



[MALE]



Dimensions:

Positions	A±0.2	B±0.2	C±0.2	D
9	17.90	24.99	30.80	16.33
15	26.50	33.32	39.14	24.66
25	40.00	47.04	53.04	38.38
37	56.50	63.50	69.32	54.84

GENERAL TOLERANCE	ANGLE TOLERANCE
X: ±0.60	X: ±5°
X: ±0.38	X: ±3°
.XX: ±0.25	.XX: ±2°

DRAWING TYPE	CUSTOMER
SCALE	1:1
DRAWING NO.	SHEET 1 OF 1

PROJECTION	TITLE
UNITS	D-SUB STANDARD
SHEET SIZE	RIGHT ANGLE(7.2mm) TYPE
A4	LL1046-3

慈溪蓝翎电子有限公司
CIXI LANLING ELECTRONICS CO., LTD.
Tel: 86-574-63619036 Fax: 86-574-63617070

