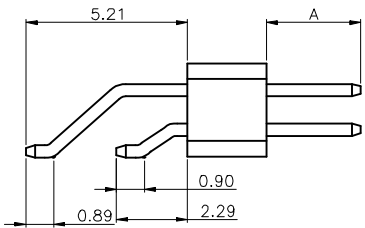
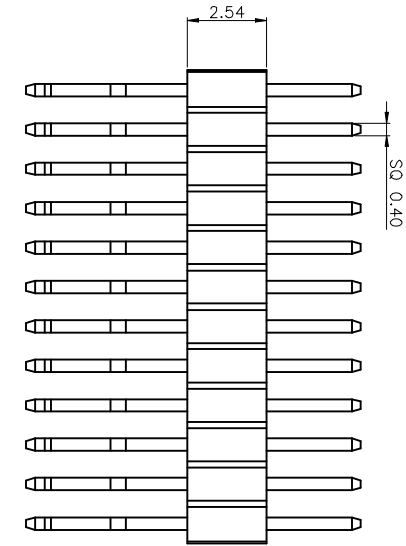
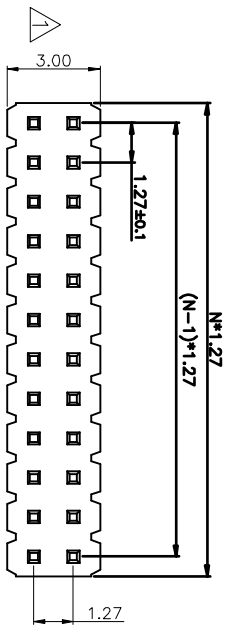
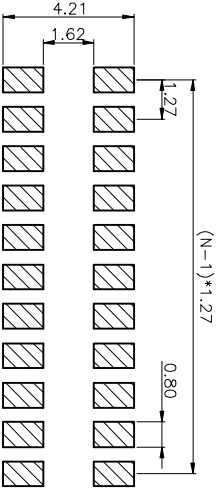


N:NUMBER OF CONTACTS



TYPE	DIM. A
1	3.05
2	1.91
3	1.65
4	3.81
5	
6	
7	
8	

RECOMMEND PCB LAYOUT  
(TOLERANCE=±0.05)



REV.	DESCRIPTION	DRAWN	CHECKED	APPROVED
A	NEW RELEASE	ZQJ 11/18/2014	~	ZQJ 11/18/2014
B	ADD P/N CODE	CJJ 11/18/2014	~	

NOTES:

- MATERIAL
  - INSULATOR:THERMOPLASTIC(UL 94V-0).
  - CONTACT MATERIAL: COPPER ALLOY.
- SPECIFICATION
  - CURRENT RATING:1.0 Amp.
  - INSULATION RESISTANCE:500MΩ Min.
  - DIELECTRIC WITHSTANDING:600VAC.
  - CONTACT RESISTANCE:20mΩ Max.
  - OPERATING TEMPERATURE:-40°C TO+105°C.

GENERAL TOLERANCE ANGLE TOLERANCE

X.	±0.60	X.	±5°
.X	±0.38	.X	±3°
.XX	±0.25	.XX	±2°

DRAWING TYPE	CUSTOMER	SHEET	1 OF 1
SCALE	1:1	DRAWING NO.	C

PROJECTION	TITLE
UNITS	DOUBLE ROW PIN HEADER PITCH
SHEET SIZE	1.27mm R/A-SMT TYPE
A4	LL1013-01H
SERIES	



慈溪蓝翎电子有限公司  
CIXI LANLING ELECTRONICS CO., LTD.